


# Better Environments

You'll Value our Views!



## HAPPY NEW YEAR!

### Special points of interest:

- How to Plant a Bare-Root Rose
- South Coast Botanic Garden Foundation January Events
- Bennett Landscape Quarterly Report Card
- Some Comments from our Customers
- Firewood Still Available
- PV Land Conservancy Events

### PV Land Conservancy January Events:

**January 2:** Bird Walk at George F Canyon at 9 a.m. Meet natural-ist Loretta Rose at the Nature Center. We supply binoculars. Night Walk at George F Canyon. Time to be arranged. This hike will bring you to the top of the canyon for a fantastic view of the city lights below. Limited to 20 people. Call 310-547-0862 for reservations.

**January 9:** Eagle's Nest Portuguese Bend Reserve 9 to 11 a.m. Walk down Burma Road with interesting geology, a variety of plant life and spectacular views. Moderate.

### HOW TO PLANT A BARE-ROOT ROSE

January through March is the prime planting time for bare-root trees, shrubs, fruits and roses!

Inexpensive and very easy to plant, bare-root roses are sold by mail order and in nurseries between mid winter and the time roses first leaf out (around late January in mild climates; March in colder climates).

In spite of the "bare-root" name, most come with roots wrapped in plastic bags or tall cartons full of damp organic matter. There is a good reason; if roots dry, plants die. Let us know if you would like us to install bare-root plants for your property or if you'd like to try it yourself, take the following steps to get bare-root roses off to a good start in your garden.

\* Unwrap the rose, shake packing material from the roots and cut off the tag

that is wired to the plant. Prune off broken roots or canes; then plunge the rose into a bucket of water to plant.


\* While the rose soaks, dig a planting hole about 2' wide and 1' deep. If your garden soil is reasonably good (not excessively sandy or heavy with clay), you won't need to amend it. If the soil is bad, mix one cubic foot of compost into the backfill.

\* Make a 10" tall cone of soil in the middle of the hole; then center the rose on top of it with its roots spread down the sides of the cone. Pull backfill into the hole, firming it with your hand as you go.

\* When the hole is filled, water it until the soil around the plant turns to mud. This process is called "puddling in." When

you're done, the rose's topmost roots should be barely below the soil surface and the graft (the swollen part just above the crown). If the rose has a graft, it should be well-above the soil surface.

\* After puddling, add



enough backfill to level the soil. Make a 3" high watering basin about 10" from the base of the plant. Stick a label in the ground beside the rose, and you are done!

(by Jim McCausland)

### January Gardening Tips

\* To prolong bloom of poinsettias, protect them from drafts and keep them moderately moist.

\* Analyze last year's planting, fertilizing and spraying records. Make notes to reorder successful varieties as well as those you wish to try again.

\* For easier lawn maintenance, eliminate the hard to mow spaces. Eliminate acute angles in beds and borders. Combine single trees or shrubs in a large planting connected with ground cover. Put a bird bath in a flower bed or surround it with ground cover.

\* Avoid heavy traffic on the dormant lawn. Dry grass is easily broken and the crown of the plant may be severely damaged or killed.

\* Add garden record keeping to your New Year's resolutions list.

(lancaster.unl.edu/hort)

### January Landscape Maintenance Services Quarterly Report Card

Bennett Landscape values your continued patronage! We ask that you please participate in this quarterly survey. **We continuously strive to not only meet your expectations, but to exceed them! Please take a moment to fill out our questionnaire. We will follow up with you and make sure any issues or requests you have will be taken care of in a timely manner.** Upon return of this sheet, you will also be entered into our random drawing. ***This month, the winner of our drawing will receive 3 flats of seasonal color. To be included in our drawing, all report cards need to be received by January 23rd. We will publicly announce the winner in our February 2010 newsletter.*** Thank you! Please rate the following: E = Excellent G = Good F = Fair P = Poor

Foreman: Attitude \_\_\_\_\_ Performance \_\_\_\_\_  
Crew: Attitude \_\_\_\_\_ Performance \_\_\_\_\_

Job Performance Overall: \_\_\_\_\_  
Responsiveness: \_\_\_\_\_  
How are requests handled? \_\_\_\_\_  
Communication: Crew \_\_\_\_\_  
Supervisor \_\_\_\_\_  
Office \_\_\_\_\_

Please answer the following:  
What do we need to improve upon?  
\_\_\_\_\_  
\_\_\_\_\_

Any special requests for your crew?  
\_\_\_\_\_  
\_\_\_\_\_

Is there any other work you would like us to estimate at this time?  
(Tree trimming, irrigation, design, planting, masonry, lighting, fencing, etc.) Please elaborate if possible.  
\_\_\_\_\_  
\_\_\_\_\_

**Added Question:** What other items or topics would you like to see in our monthly newsletter? We really want to know!  
\_\_\_\_\_  
\_\_\_\_\_

ADDITIONAL COMMENTS:  
\_\_\_\_\_  
\_\_\_\_\_

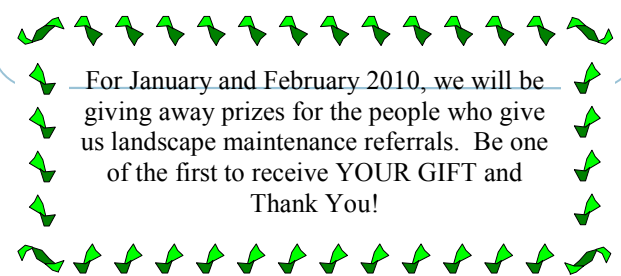
Print Customer Name: \_\_\_\_\_  
8 a.m.—5 p.m. Contact Telephone: \_\_\_\_\_  
Cell Phone/Alternate #: \_\_\_\_\_  
Property Address: \_\_\_\_\_

**If you would like to have your monthly maintenance bills and newsletters emailed to you, please contact 310-534-3543, ext. 101. Electronic payments are also available. If you are interested, please contact John on ext. 104 or Jan on ext. 115.**

**Let's go green together!**

### Here's What Our Customers Are Saying....

- "We have a great crew!"*
- "I am very pleased with the crew. They are timely, efficient, neat and help me out with the garden."*
- "Crew and Supervisor are always responsive."*
- "Excellent job."*
- "Doing a great job."*
- "Requests are handled quickly."*
- "The Crew is very good."*
- "We are extremely pleased with our weekly maintenance. The crew is great!"*
- "The crew is keeping our yard nicely."*
- "The foreman and crew do an excellent job!"*
- "The crew always does a great job. Our neighbors constantly compliment our yard."*



#### MIXED FIREWOOD STILL AVAILABLE (WHILE SUPPLIES LAST)

**\$150 HALF-CORD  
\$220 FULL-CORD**

**Don't be stuck without firewood. The nights are getting colder and colder. Remember, you can share costs with your neighbor. There is free delivery in the South Bay area (stacking is \$35 per hour).**

#### South Coast Botanic Gardens Events

**January 3:** Rose Pruning Demo—sponsored by the South Coast Rose Society. Meet for this demonstration in the Rose Garden. Dress appropriately for the weather and wear comfortable shoes. Learn how to properly prepare your roses for the winter to ensure lovely blooms next spring and grow a healthy plant. In case of inclement weather, the demo will be held in the Frances Young Hall.  
**January 10:** Fruit Tree Pruning—A Certified Arborist, will speak about pruning your trees in the winter. Meet in the Frances Young Hall for a lecture and question and answer session. After that, you will head out to the orchard for a hands-on demonstration. Please dress appropriately for the weather and wear comfortable shoes.